



Anguilla Government Statistics Department – April 2009

Tourism Statistics Summary

OVERVIEW

Anguilla visitor arrivals, which include tourists and excursionists, totaled 11,553 for the month of April 2009; a 3.7% decline over its corresponding April 2008 figure.

Over the past decade 2000-2009, for the month April, the 2009 visitor arrival figure surpassed those recorded in 2003 and 2002 of 9,736 and 10,903 respectively.

Of the 11,553 visitors to the island during this month, the majority, 11,316 (97.9%) came on vacation, while 237 (2.1%) came on business.



Figure 1: Visitor Arrivals for April - 2005-2009

PASSENGER MOVEMENT

Passenger arrivals include Anguillians as well as visitors, entering through the ports of Wallblake Airport, Blowing Point and Sandy Ground. These arrivals totaled 20,530 in April 2009 as compared with 21,795 in April 2008, where 75.3% (15,452) of these passengers entered through the Blowing Point port. Passenger arrivals through the Wallblake Airport and Sandy Ground ports totaled 2,749 (13.4%) and 2,329 (11.3%) respectively.

Departures totaled 20,144 during April 2009. Passengers departing through the Wallblake Airport numbered 3,050 (15.1%) compared to 4,390 in 2008. The Blowing Point Port facilitated the departure of 14,752 (73.2%) persons in April 2009 as compared to 15,387 in the same month in 2008. The port of Sandy Ground facilitated 2,342 (11.6%) departures during this month compared to 1,312 during April 2008.

TOURISTS (Stay-Over Visitors)

Tourists accounted for 50.7% of the total number of visitors to Anguilla during April 2009. During this month tourist arrivals totaled 5,861, a decrease of 9.0% when compared to the 6,442 recorded in April of 2008. Over the past decade, April 2009 recorded the 4th lowest number of tourist arrivals, while April 2006, 2007 and 2008 recorded the highest total of visitors figures 8,392, 7,736 and 6442 respectively.

The average intended length of stay for tourists during this month was 7.5 nights; 0.2 of a night more than the 7.3 nights recorded in April 2008.

The largest proportion, 46.1% of tourists intended to stay in Anguilla for between 4-7 nights. 25.0% for between 8-15 nights, 20.7% for between 1-3 nights, while 3.7% of the tourists spent 16-22 nights and 4.4% intended to spend 23 nights or more on the island.

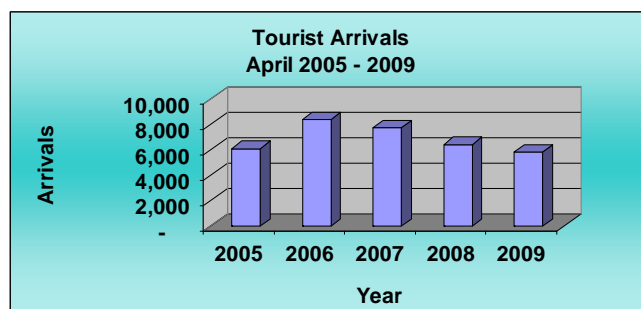


Figure 2: Tourist Arrivals for April, 2005 - 2009

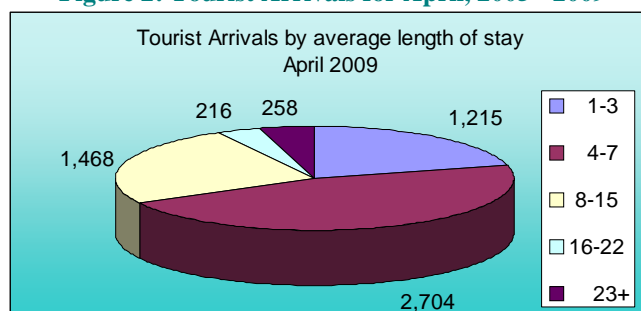


Figure 3: Intended Length of Stay, April 2009

During April 2009, more than half of tourists visiting Anguilla, 59.6%, were from the U.S.A.; this was a decline 19.6% from the April 2008 figure. The second main source market was the “Caribbean” where 10.0% of the tourists to the island originated from islands such as St. Kitts, Dominica and Antigua among others; this was an increase of 5.6% over the April 2008 figure.

Arrivals from some of the other markets experienced increases. The French West Indies, the Dutch West Indies and Canada were the three markets with the largest percentage increases in arrivals with 119.2%, 66.5% and 43.2% respectively over their corresponding April 2008 figure.

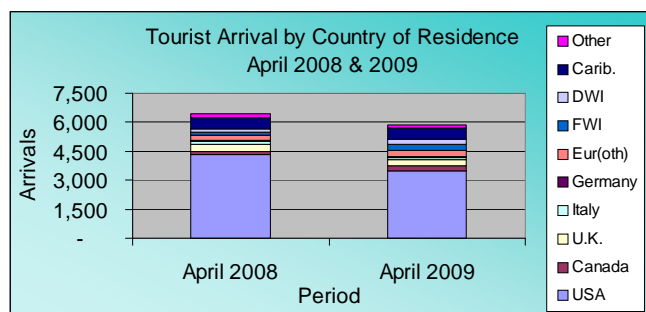


Figure 4: Share of Source Market for Tourists

EXCURSIONISTS (Day Trippers)

Excursionist arrivals for the month of April 2009 totaled 5,692, an increase 2.4% over its corresponding April 2008 figure.

For the month under review, the Blowing Point port was the main port of entry, with 58.2% (3,314) of excursionists using this port as their gateway to Anguilla.

The Wallblake Airport accounted for 1.1% (61) and Sandy Ground 40.7% (2,317) of excursionist arrivals. Excursionist arrivals through the Wallblake Airport registered a decline of 6.9% while Sandy Ground registered an increase of 22.6% compared to their corresponding 2008 figure.

Of the 10 categories in which the country of residence is grouped, the United States of America continued to be ranked as the main source market from which Anguilla’s excursionists originate.

During the month of April, 2,677 of this type of visitors were from the U.S.A. The “Other Europe” category was the second highest ranked source market where 801 of the 5,692 excursionists originated.

Some source markets experienced declines however; excursionist arrivals from the Caribbean, Other and French West Indies experienced the largest percentage increases with 70.8%, 63.4% and 46.9% respectively.

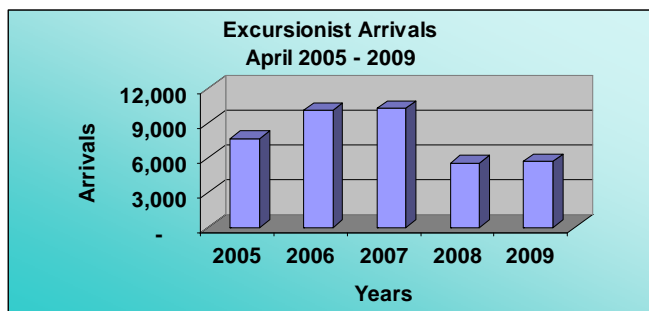


Figure 5: Excursionist Arrivals for April, 2005 – 2009

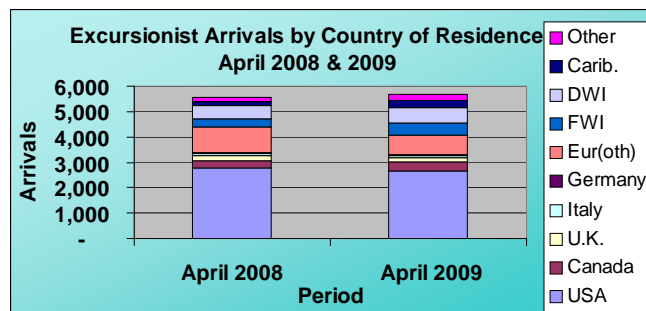


Figure 6: Composition of Excursionist Arrivals by source market, April 2009/April 2008

This report along with other Tourism Data, are available at the Government of Anguilla Statistics Department’s website:
<http://gov.ai/statistics/tourism.htm>

ANGUILLA STATISTICS DEPARTMENT
 OLD COURT HOUSE BUILDING
 P.O.BOX 60 | THE VALLEY | ANGUILLA
 BRITISH WEST INDIES
 Telephone: 1-264-497-5731 | Fax: 1-264-497-3986
 Email: statistics@gov.ai

'Sound Statistics for Sustainable Development'